



CURRENT HIGHER EDUCATION SYSTEM IN SRI LANKA AND RECOMMENDATIONS FOR ITS EXPANSION

Professor Sampath Amaratunge

Chairman

University Grants Commission of Sri Lanka (UGC)



SOME STATISTICS RELATED TO SCHOOL & HIGHER EDUCATION

	Year					
	2017	2018	2019	2020	2021	2022
Grade 1 Admission	322,135	328,632	333,074	319,405	304,105	312,819
Number Sat for O/L	296,812	296,029	305,427	308,134	311,321	-
Number Sat for A/L	263,184	253,357	267,202	290,313	311,159	283,616
Number Qualified for University Admission	160,517	163,160	167,992	181,206	194,366	171,532
Number Applied for university Admission	71,110	78,905	76,608	92,695	102,788	91,249
Number Admitted	30,662	34,415	31,881	41,641	43,927	44,000*
Number Admitted as a % of qualified	19.10	19.25	18.98	22.98	22.58	-

*Number of students expected to be admitted for Year 2022

Source:
Annual School Census of Sri Lanka, Ministry of Education
Performance of Candidates, Department of Examinations, Sri Lanka
University Statistics, Management Information Systems Division of UGC



NUMBER OF CANDIDATES QUALIFIED AND SELECTED FOR UNDERGRADUATE COURSES IN HIGHER EDUCATIONAL INSTITUTIONS (HEIs): 2021

Number of Sat for
A/L 311,159

Number Qualified: 194,366

Number Selected:

Bachelor's Degrees

HEIs coming under the purview of the UGC 43,927

Other State HEIs 2,760

Non State Institutions (NSBM, SLIIT, APIIT,
CINEC & etc.) Local degrees 16,000

Foreign Affiliated Degrees 9,000

External Degree 9,265

Higher Diploma & Diplomas

National College Of Education 2,101

Higher National Diploma 11,338

National Diploma of Technology 799

Other State HEIs 307

Non State Institutions (ACBT & IIHS) 1,452

Number of Student in abroad 29,002

Total 125,951

Difference between qualified and selected 68,415

DETAILS OF HISTORICAL EXPANTION OF UNIVERSITY ADMISSIONS

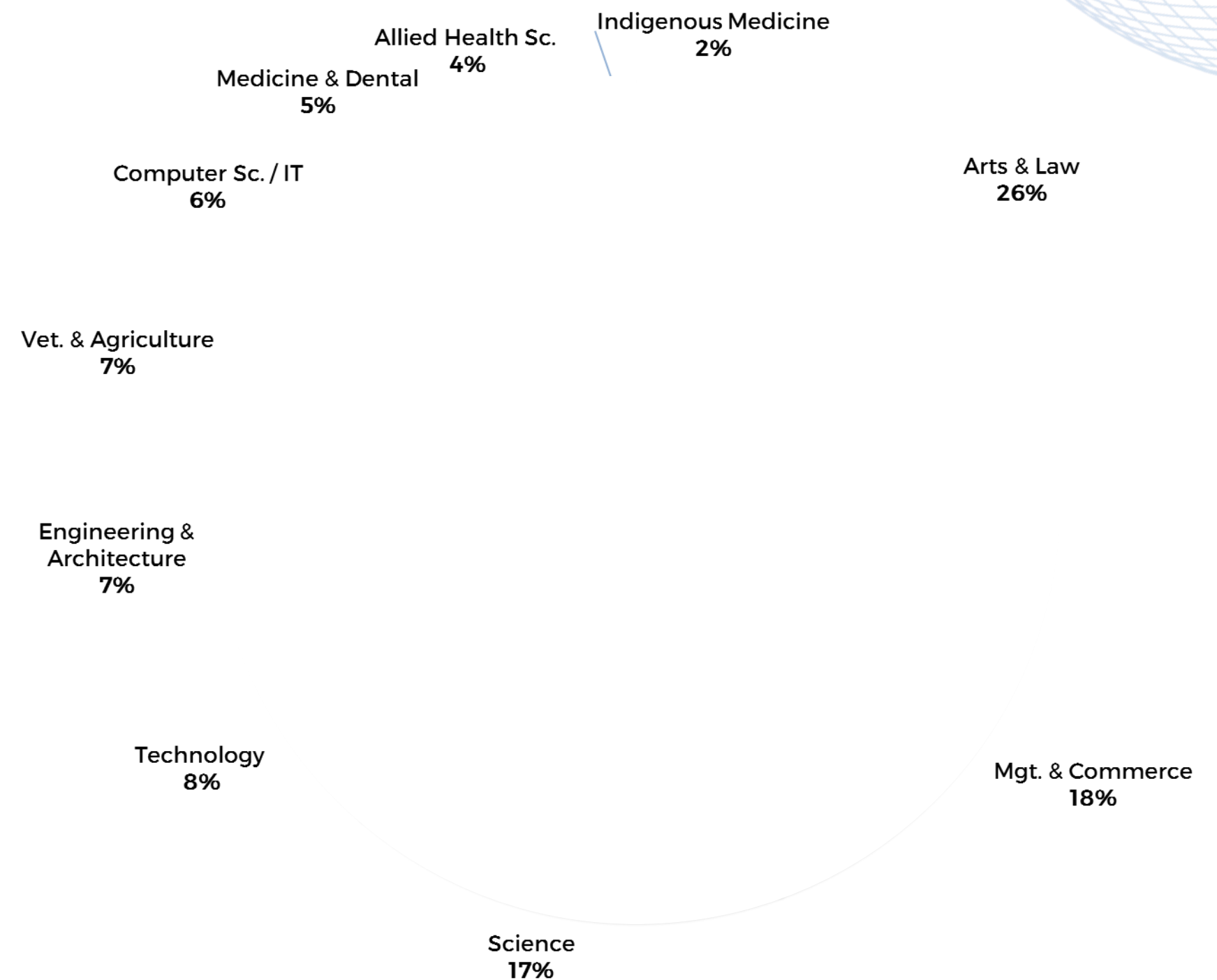


Academic Stream	Student Intake 2018/2019	Student Intake 2019/2020	Additional Student Intake 2019/2020	Increased % (From 2018 to 2019)	Student Intake 2020/2021
Medicine, Dental & Vet	1660	2214	554	33%	2308
Engineering & Arch.	2443	3253	810	33%	3214
Science, Agri, Allied & Ind. Med.	9770	13780	4010	41%	15240
Technology	2305	3407	1102	48%	3565
Law	370	496	126	34%	507
Management	6155	8087	1932	31%	8112
Arts	9481	10996	1515	16%	10981
Total	32184	42233	10049	31%	43927



UNDERGRADUATE ENROLLMENT (2021)

Course	No. of Students	Percentage (%)
Arts & Law	11488	26.2
Mgt. & Commerce	8009	18.2
Science	7441	16.9
Technology	3565	8.1
Engineering & Architecture	3214	7.3
Vet. & Agriculture	3022	6.9
Computer Sc. / IT	2614	6.0
Medicine & Dental	2168	4.9
Allied Health Sc.	1645	3.7
Indigenous Medicine	761	1.7





SCHOOLS WITH GCE A/L CLASSES

	No. of Schools	Percentage (%)
Total no. of schools with A/L classes	2952	
Schools having the Science Stream	1011	34.25
Schools not having the Science Stream	1941	65.75

Source: Annual School Census of Sri Lanka,
Summary Report -2021, Ministry of Education



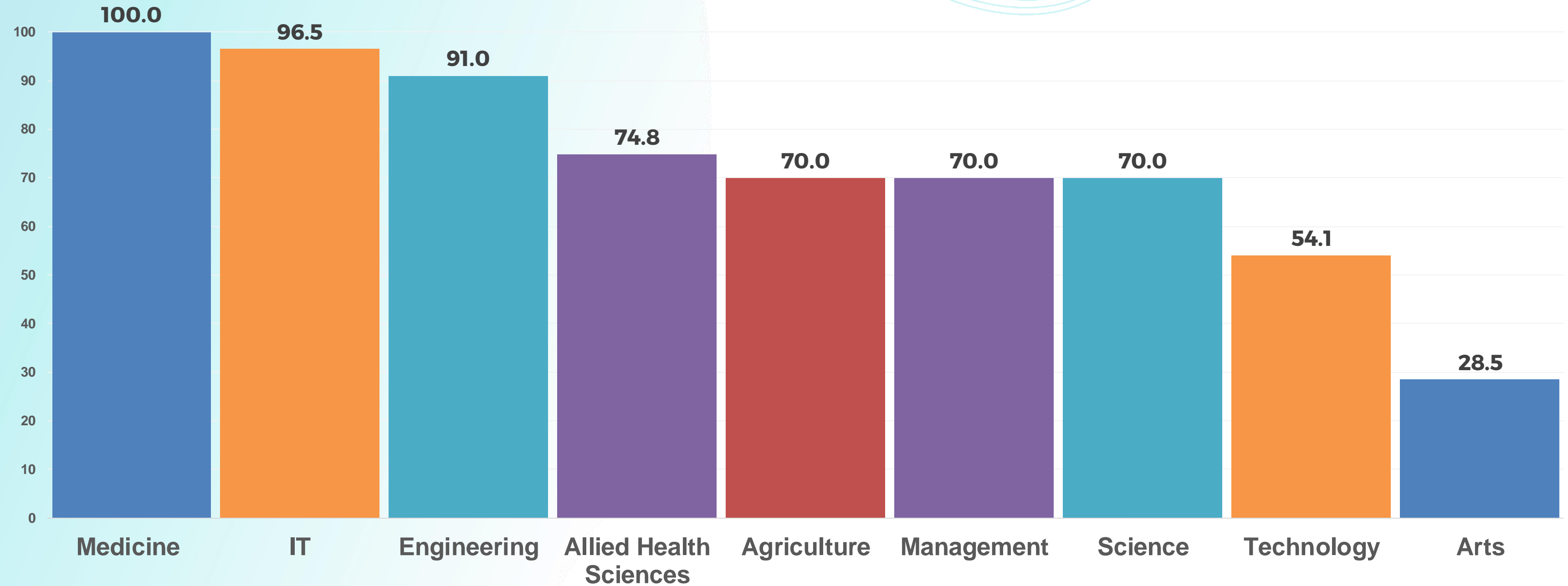
STUDENTS STUDYING IN THE ARTS STREAM WHO HAVE PERFORMED EXCEPTIONALLY WELL AT THE GCE (O/L) EXAMINATION YEAR : A/L 2022 O/L 2019

	No. of Student s
Students Studying for GCE A/L in Arts Stream with 9 A's at GCE O/L Exam	239
Students Studying for GCE A/L in Arts Stream with 8 A's at GCE O/L Exam	325
Students Studying for GCE A/L in Arts Stream with 7 A's at GCE O/L Exam	754
Students Studying for GCE A/L in Arts Stream with 6 A's at GCE O/L Exam	858
Students Studying for GCE A/L in Arts Stream with 5 A's at GCE O/L Exam	1,309
Total	3,305



GRADUATE EMPLOYABILITY

(After final results released within three months)



Source: State Universities

ESTABLISHMENT OF NEW UNIVERSITIES / FACULTIES / DEPARTMENTS AND DEGREE PROGRAMMES



	2020	2021	2022	2023 to date	Total
Universities	1	1	-	-	02
Faculties	4	7	2	2	15
Departments	9	22	12	20	63
Undergraduate Degree	27	20	18	7	72
Postgraduate Degrees	36	24	30	5	95
External Degree	-	7	1	1	09



EXPEDITE UNIVERSITY ADMISSIONS

- 1 10,049 increase in student intake for 2019/2020
- 2 Higher percentages of increase to STEM courses
- 3 Cut-off marks based on G.C.E.A/L 2021 released within 2 ½ months
Before It was taken 12 months
- 4 Two (02) diploma courses for the new entrants
 - Information Technology
 - English Language

CHANGES MADE TO UNIVERSITY ADMISSION POLICIES AND PRACTICES

Joint Initiative by UGC and NEC introducing recommendation for reforms in university admission policy and practices:

1. Cabinet decision to release the minimum cut-off marks for university admission before releasing the re-scrutiny results of the G.C.E. (Advanced Level) Examination.
2. To expedite the process of releasing the cut-off marks;
 - UGC signed two MoUs with the Department for Registration of Persons and the Election Commission of Sri Lanka
 - a system was developed in collaboration with the Department of Examination and Ministry of Education was used to verify the schooling details of the school candidates.

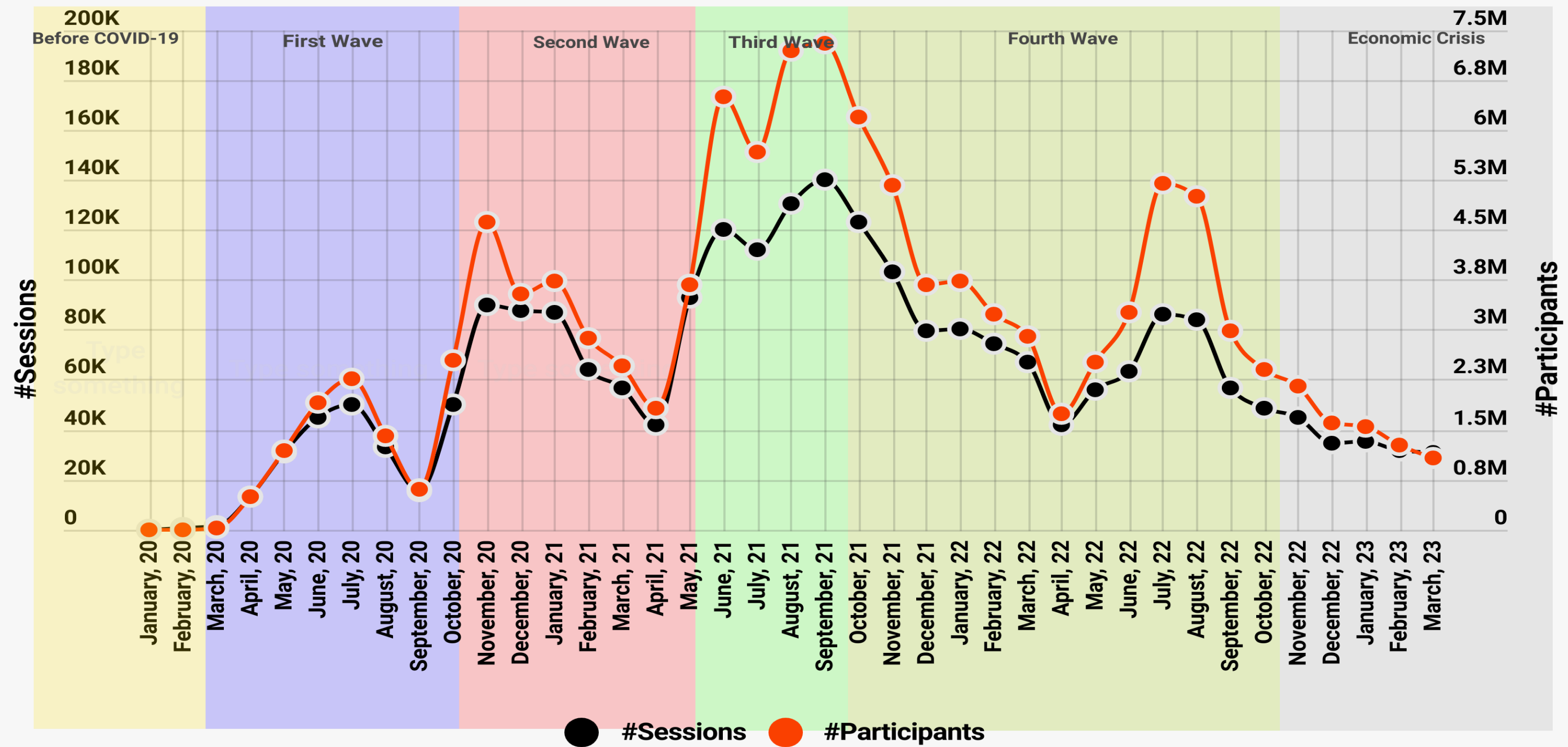


INTRODUCTION OF ONLINE EDUCATION SYSTEM



Online education system in place through Lanka Education and Research Network (LEARN)

Monthly Video Conferencing (LEARN.Zoom) Activities January, 2020 - March, 2023

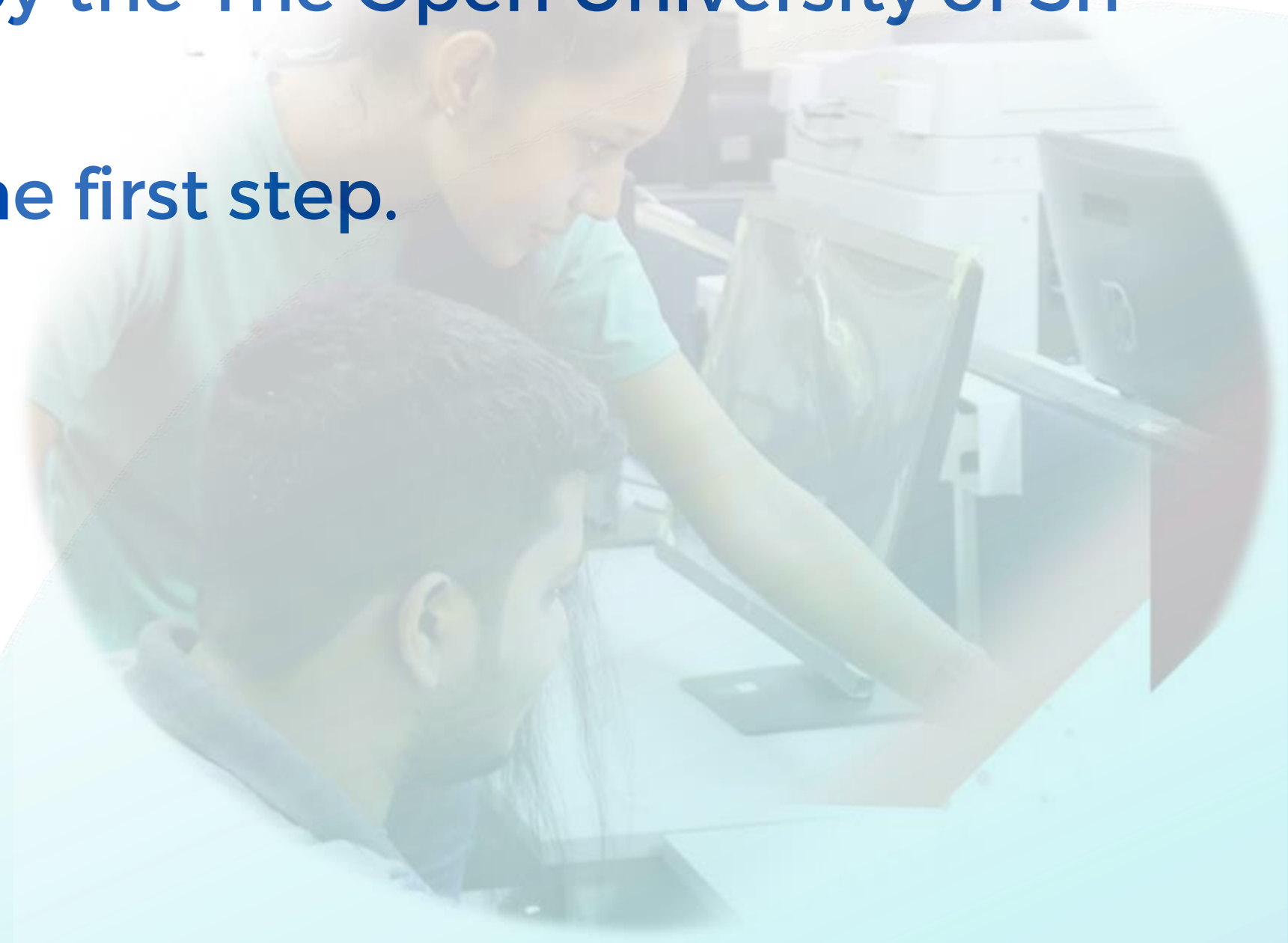


LEARN



SHORTAGE OF SOFTWARE ENGINEERS IN THE SRI LANKAN MARKET

- Annually 10,000 students selected to enroll for the software engineering degree course offered by the The Open University of Sri Lanka
- 2500 students already enrolled as the first step.





ESTABLISHMENT OF IT DEPARTMENTS TO INCREASE THE INFORMATION TECHNOLOGY SKILLS OF STUDENTS IN HUMANITIES AND SOCIAL SCIENCES FACULTIES.

- Ability for the students to obtain IT diploma as an additional qualification with the program developed under the Future Careers Bridge platform of the SLASSCOM





Three World University Ranking systems

Webometrics Ranking



QS World Ranking



THE – Times Higher Education World University Rankings





Rankings

University

2014

2023

University of Colombo

2146

1485

University of Peradeniya

2479

1885

University of Sri Jayewardenepura

5969

1944

University of Moratuwa

2497

2219

University of Ruhuna

3483

2336

Source: 2023 January edition in UGC Web
https://www.ugc.ac.lk/attachments/2207_Web%20of%20ranking%202014%20to%202022%20January%2006.%2002.2023-State%20only.pdf

WEBOMETRICS UNIVERSITY RANKINGS

University search:

Study Level

Subject of interest

Study destination

GO

OR

QS Asia University Rankings

In association with:



QS RANKING

# RANK	UNIVERSITY	LOCATION	COMPARE	QS STARS™
2020	University search	Sri Lanka	↓	<input type="checkbox"/> Rated only
=198	University of Peradeniya More	Sri Lanka	<input type="checkbox"/>	
271-280	University of Colombo More	Sri Lanka	<input type="checkbox"/>	
351-400	University of Moratuwa More	Sri Lanka	<input type="checkbox"/>	
401-450	University of Jaffna More	Sri Lanka	<input type="checkbox"/>	
401-450	University of Sri Jayawardenapura More	Sri Lanka	<input type="checkbox"/>	

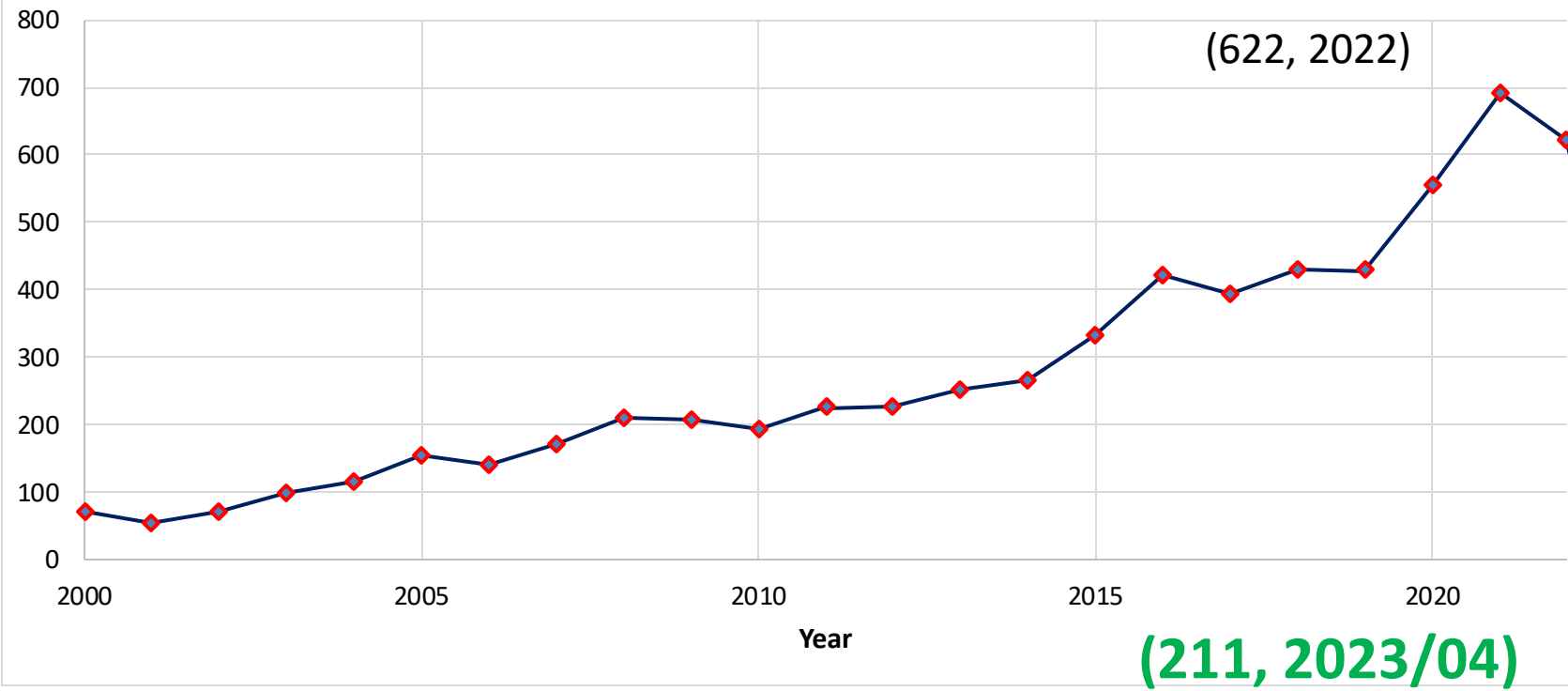
Number of Scopus Publications (Affiliation Search 27 April 2023)



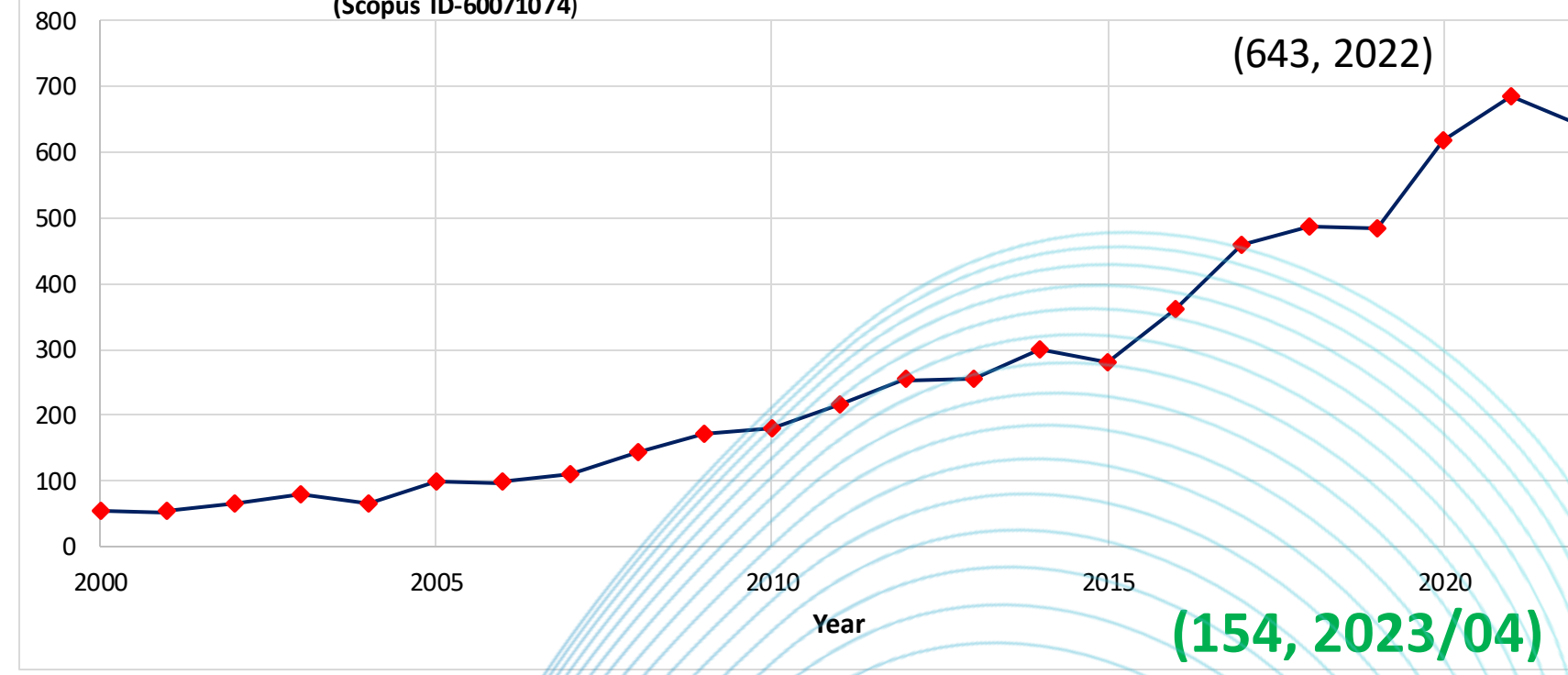
Scopus



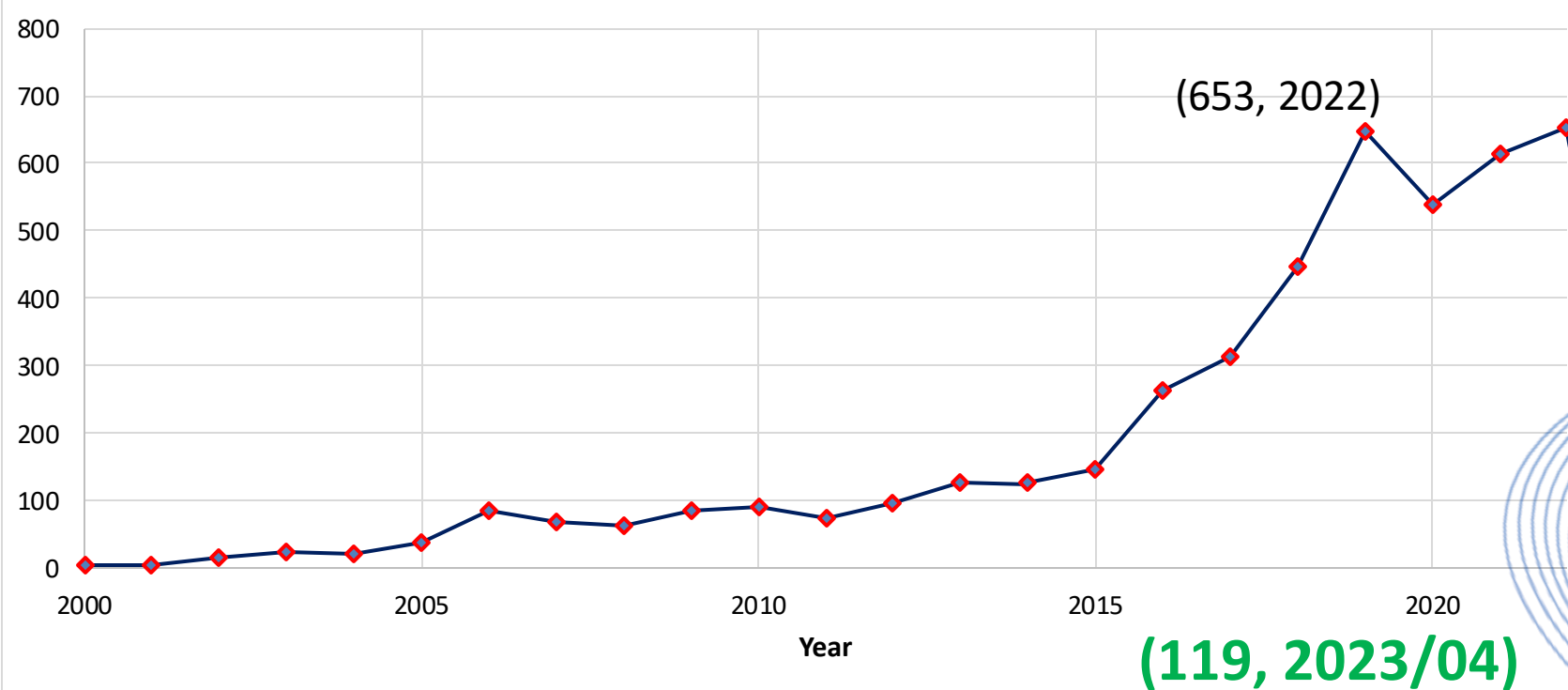
University of Peradeniya
(Scopus ID-60071082)



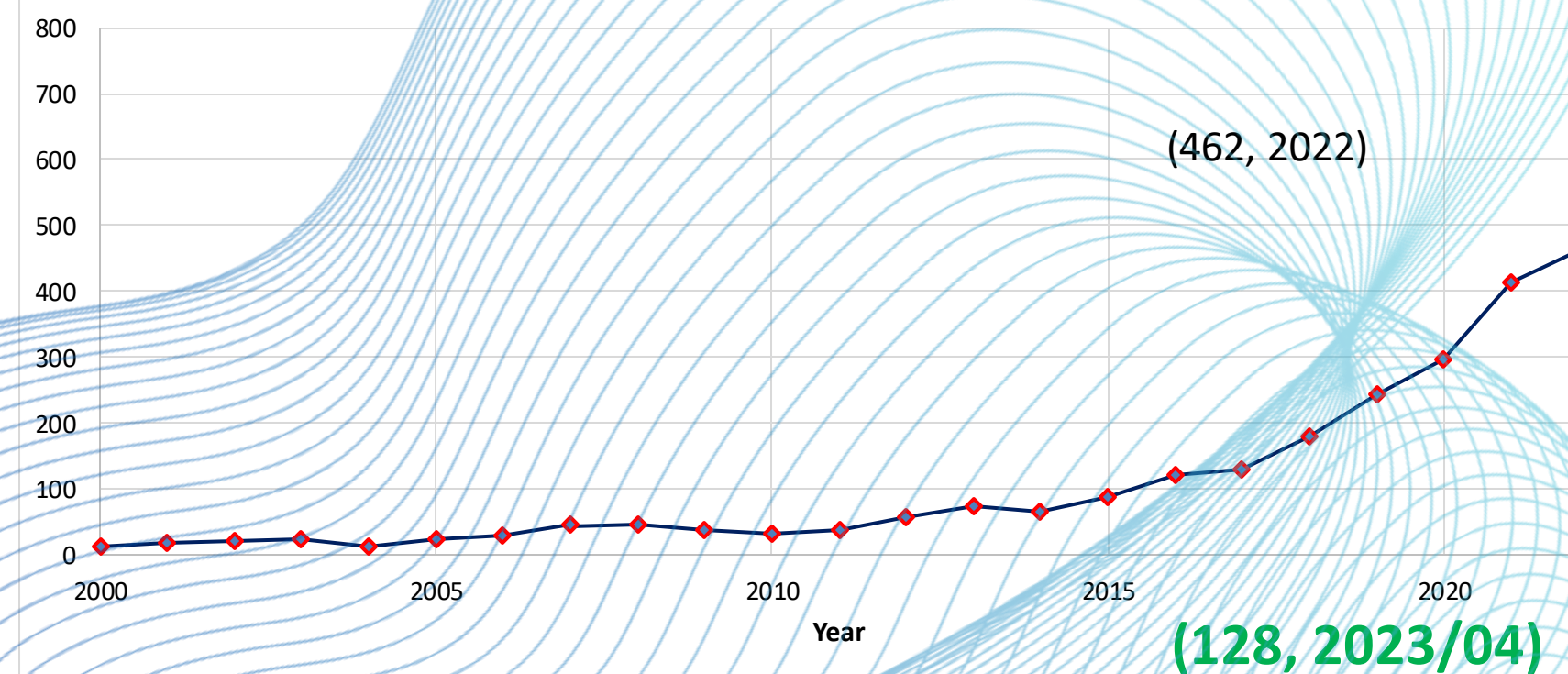
University of Colombo
(Scopus ID-60071074)



University of Moratuwa
(Scopus ID-60071105)

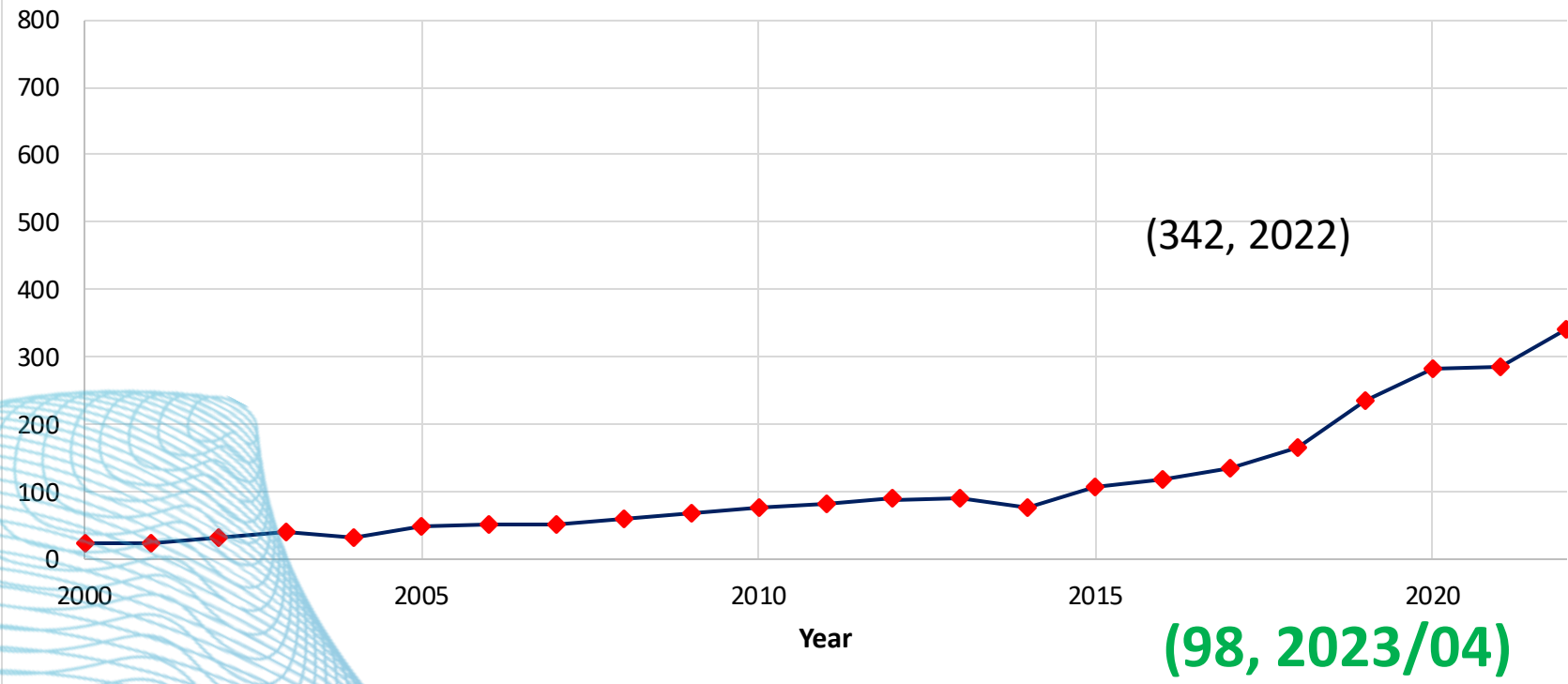


University of Sri Jayawardenepura
(Scopus ID-60097294)

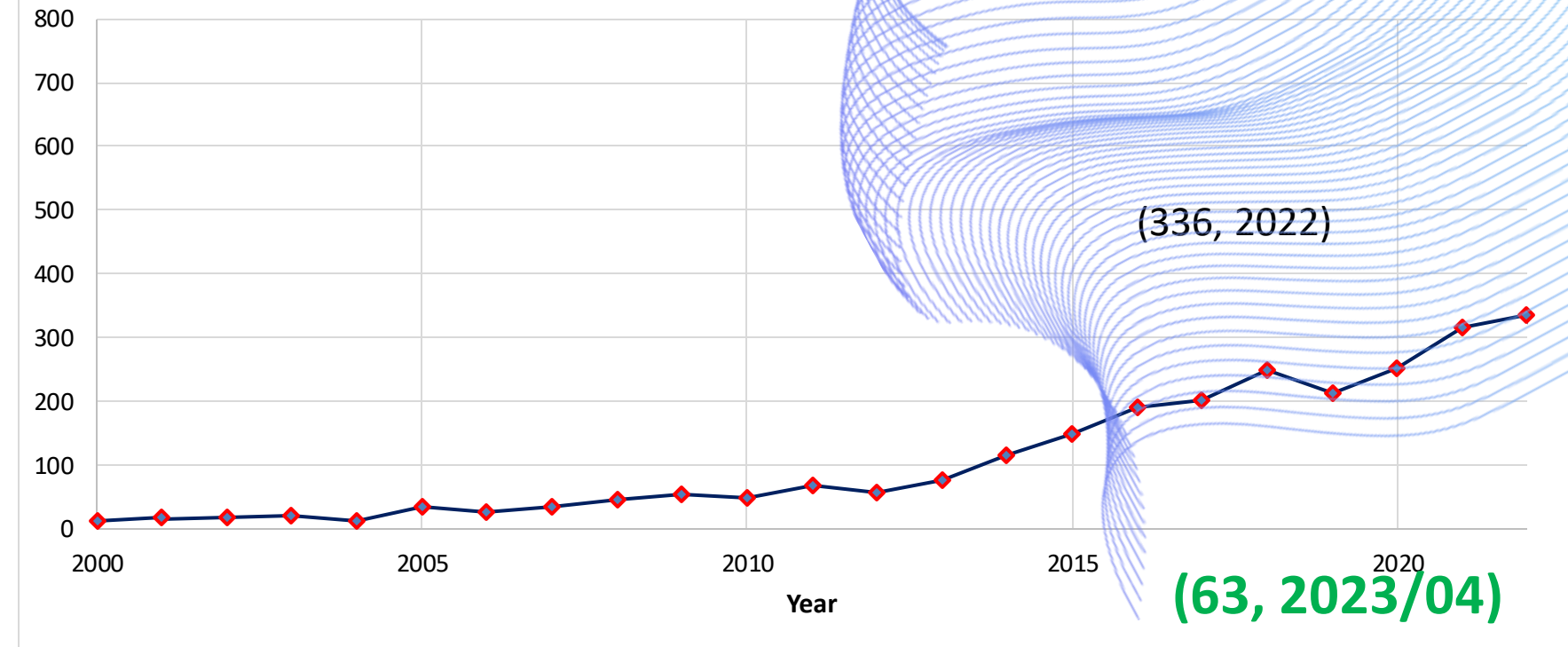




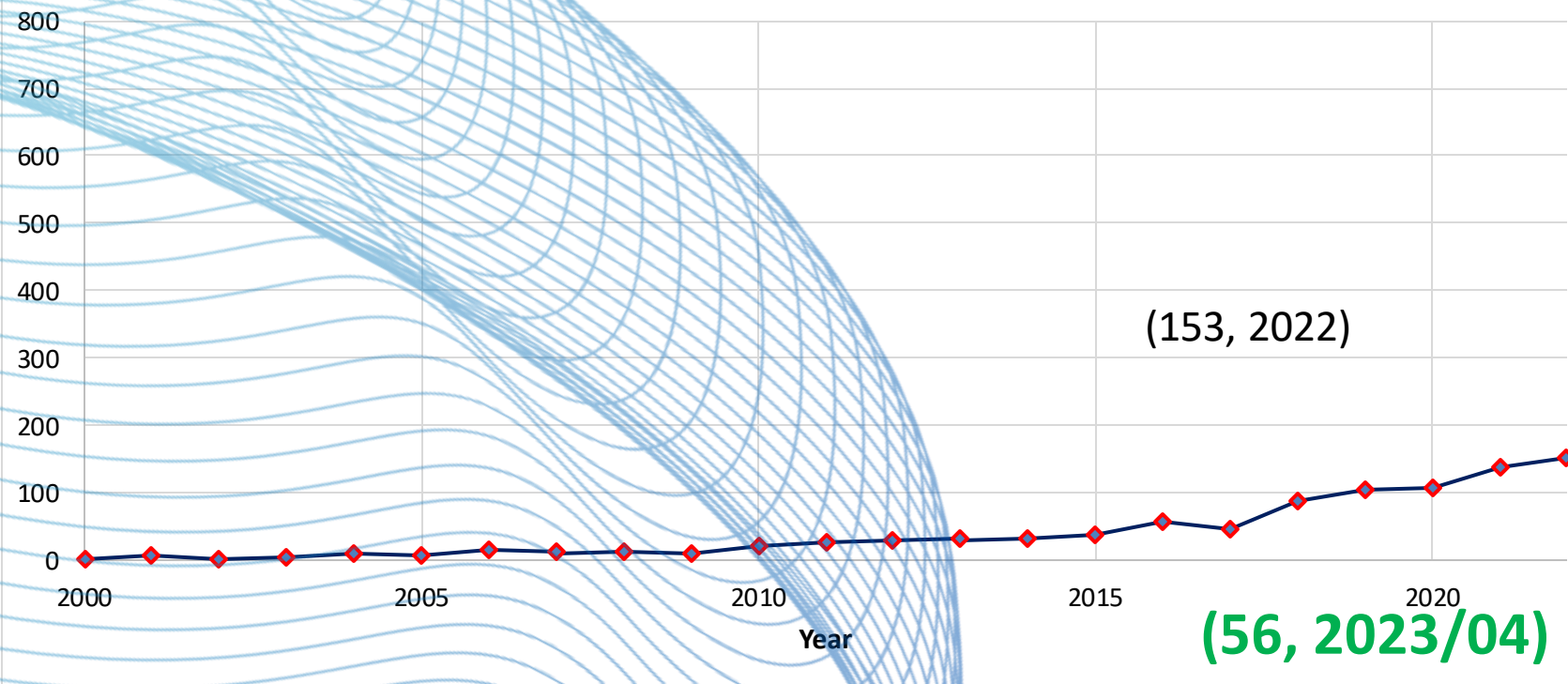
University of Kelaniya
(Scopus ID-60071104)



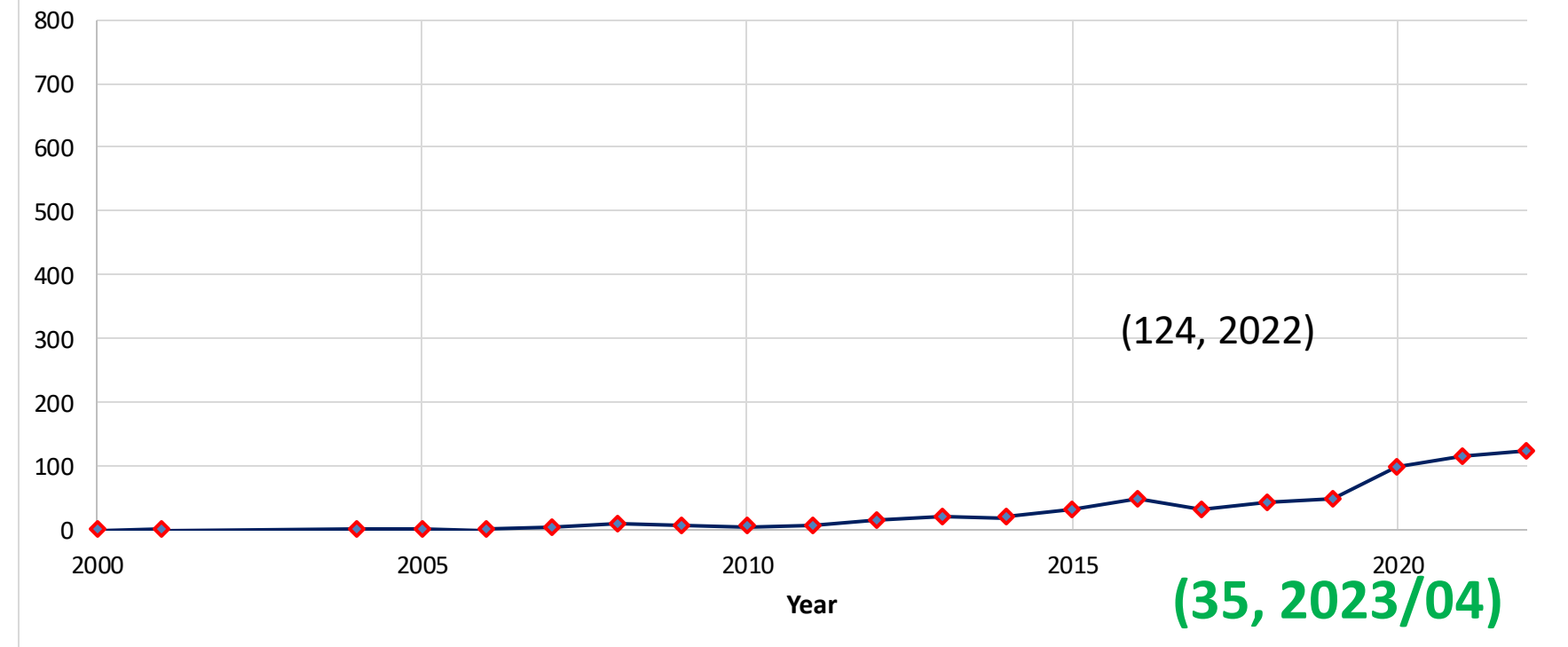
University of Ruhuna
(Scopus ID-60071076)



University of Jaffna
(Scopus ID-60071103)



University of Sabaragamuwa
(Scopus ID-60071099)



CENTRE FOR GENDER EQUITY AND EQUALITY/UGC AND PREVENTION OF SEXUAL AND GENDER BASED VIOLENCE (SGBV) AND RAGGING

- Assist in monitoring and supporting Universities/HEIs in implementing UGC policy on Gender Equity and Equality.
- Operating mechanisms of redress for ragging, SGBV in Universities under the purview of University Grants Commission.





SOCIAL RECONCILIATION CENTRES



1 Launched as joint initiative with the President's Office

2 Increasing capacity building, research output, and other activities

3 Promote social reconciliation and harmony through social and cultural activities



PLATFORM TO PROMOTE UNIVERSITY BUSINESS LINKAGES BY UNIVERSITIES

- Power to establish Single Share holder Limited Liability Companies by Universities
- Maintain links with public agencies, public sector companies for commercialization of research and product development
- UBLs also help the researchers to license the technologies developed by inventors to commercial partners.
- In 2022,
 - 34 license agreements
 - 37 products are now in the local market

PRODUCTS IN THE MARKET



University of Moratuwa



Sabaragamuwa University



University of Ruhuna



Sabaragamuwa University



Wayamba University



Open University



Sabaragamuwa University



Rajarata University



Wayamba University

PRODUCTS IN THE MARKET



University of Peradeniya



University of Colombo




Open University of Sri Lanka



University of Moratuwa



University of Sri Jayewardenepura



Open University of Sri Lanka



University of Ruhuna



University of Ruhuna



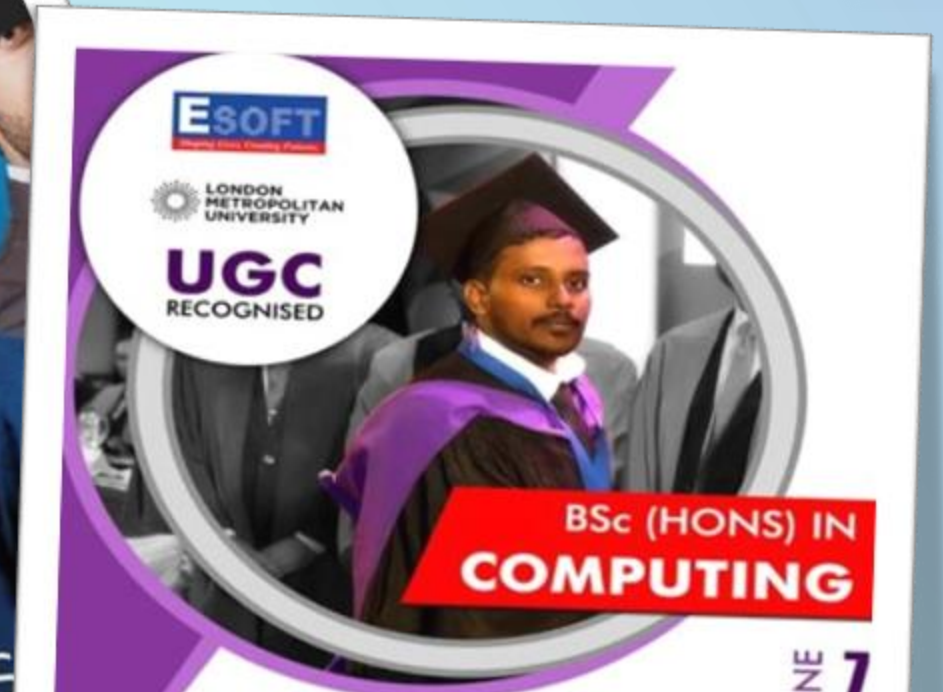
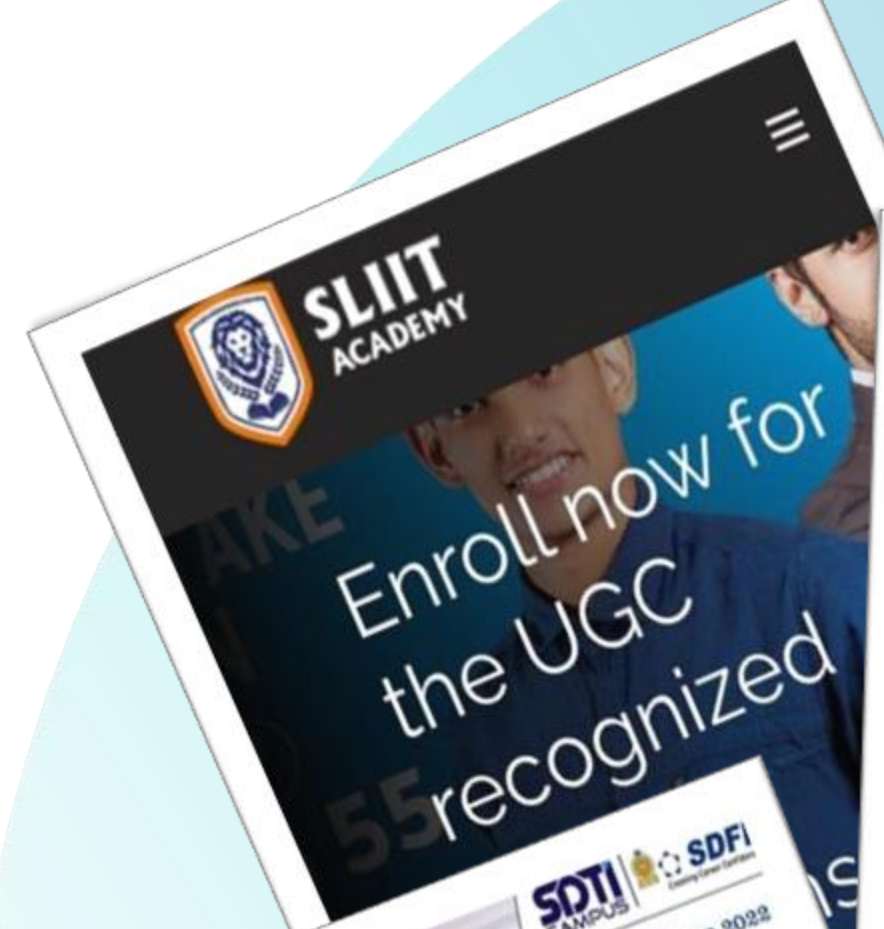
MAJOR AMENDMENTS PROPOSED TO THE UNIVERSITIES ACT

- Expansion of existing objects of the Universities Act
 - Expansion of the Composition of the Commission: Two Deputy Chairmen Positions to Head the Accreditation Council & the Quality Assurance Council
 - Expansion of the Objects and Powers of the UGC
 - Accreditation Council under the UGC
 - Quality Assurance Council under UGC
 - New provisions to establish non-conventional Universities
 - Granting Degree Awarding status based on the recommendations by the Quality Assurance Arm of the UGC
- Expansion of spectrum of the University Services Appeals Board (USAB) to hear student related matters



IMPORTANCE OF THE QUALITY ASSURANCE COUNCIL TO BE A PART OF THE UGC AS AN INDEPENDENT BODY

- UGC is considered as the hallmark of Higher Education, and much-respected apex regulatory body of Higher Education.
- Many State and Non-State Universities/HEIs constantly seek UGC recognition



CURRENT PRACTICES IN OTHER COUNTRIES

India

- The Tertiary Education Quality and Standards Agency (TEQSA) is the national regulator of Higher Education in Australia

Pakistan


- There are 43 Universities in Australia
 - 40 Australian Universities
 - 02 international Universities
 - 01 private specialist University

Australia

- The TEQSA Commissioners are responsible for making regulatory decisions, providing strategic direction, and deciding on matters related to quality assurance



ORGANIZATIONAL CHART





FUNCTIONS OF THE PROPOSED UGC/QA COUNCIL

- The proposed UGC/QA Council shall consist of two functional divisions, namely,
 - (I) Sri Lanka Qualification Framework Division (QF Division) for Higher Education
 - (II) Quality Assurance Division (QA Division) for all Sri Lankan Higher Education Institutions, Higher Education Institutes, Degree Awarding Institutes, Preparatory Institutes for Higher Education examinations, Universities established under Laws other than the Universities Act
- Quality Assurance is a function currently mandated to the UGC, and such a national quality assurance authority can be easily vested with the UGC/QAC by expanding its mandate to include Non-State Higher Education and other State Universities and HEIs without creating additional burden to State.



MAIN CHALLENGES AND ISSUES

- **Insufficient fund allocation for capital and research**
- **Issues in recruitment and retention of the staff over the last 2 years**
- **Systematic shortcoming of importation of equipment and chemicals for research purposes**



Thank You

